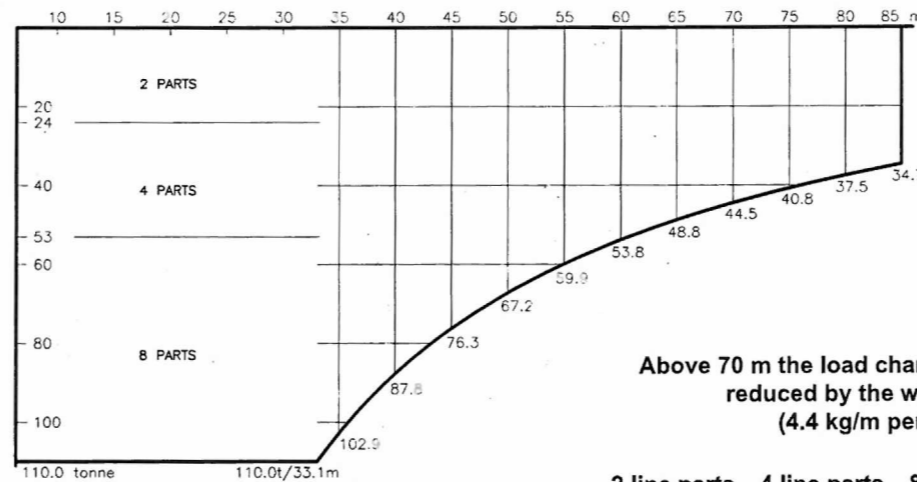
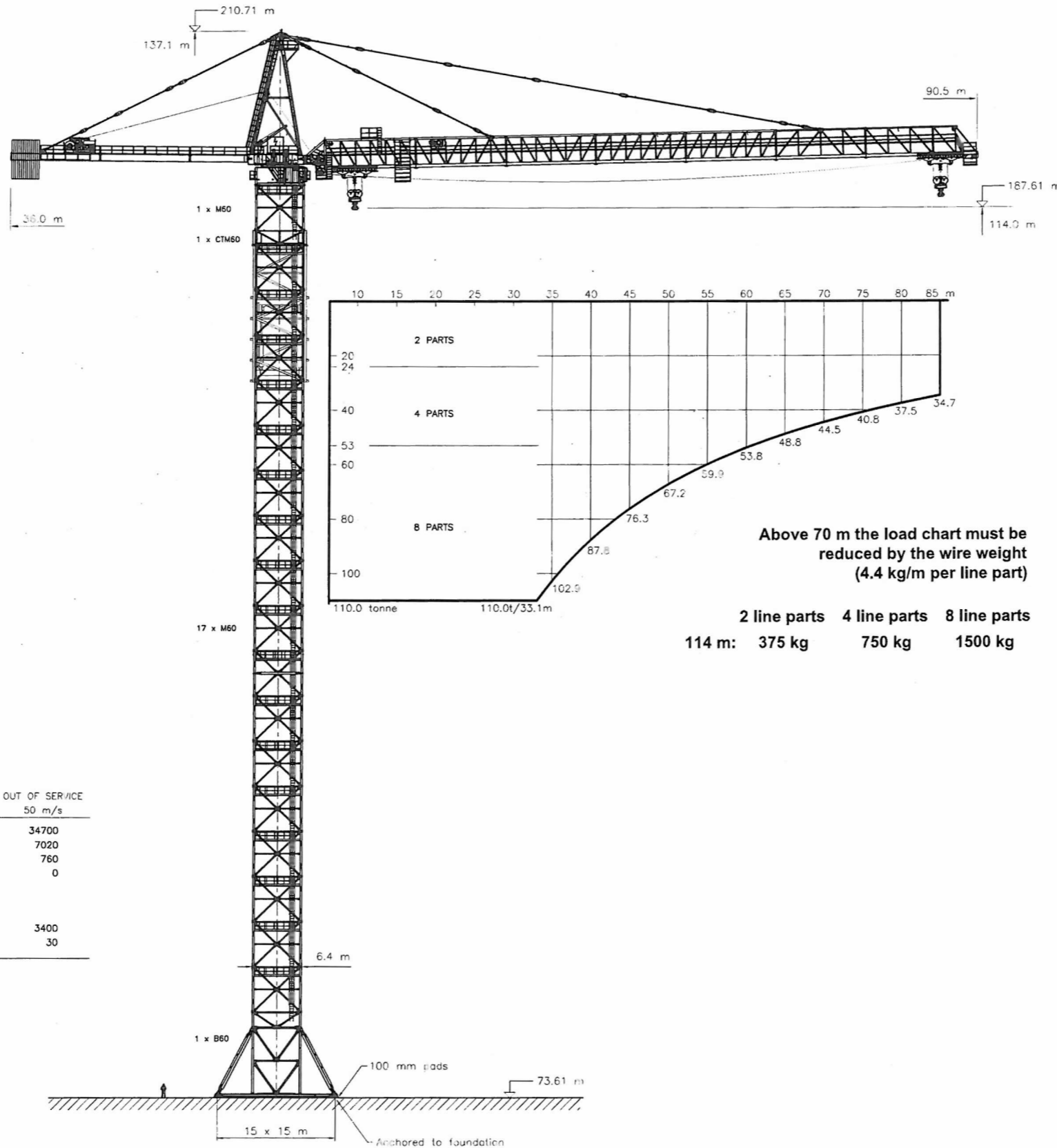


THIS DRAWING IS THE PROPERTY OF KRÖLL CRANES A/S AND MAY NOT BE REPRODUCED IN WHOLE OR PART WITHOUT PERMISSION.

# K4000 TC1

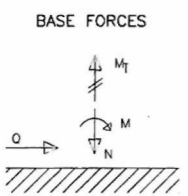
## S/N 1561

### New phase 5-6



Above 70 m the load chart must be reduced by the wire weight (4.4 kg/m per line part)

2 line parts 4 line parts 8 line parts  
 114 m: 375 kg 750 kg 1500 kg



Wind speed	IN SERVICE	OUT OF SERVICE
	20 m/s	50 m/s
M (kNm)	48110	34700
N (kN)	8320	7020
Q (kN)	215	760
M <sub>T</sub> (kNm)	2500	0

Anchored to foundation, no tilloset

Corner compression (kN)	4350	3400
Corner tension (kN)	350	30

#### PERFORMANCE

HOIST MOTOR	200 kW	
2 PARTS	0-4 t	0-120 m/min
	4-8 t	0-88 m/min
	8-16 t	0-56 m/min
	16-24 t	0-36 m/min
4 PARTS	0-8 t	0-60 m/min
	8-16 t	0-44 m/min
	16-32 t	0-28 m/min
	32-53 t	0-18 m/min
8 PARTS	0-16 t	0-30 m/min
	16-32 t	0-22 m/min
	32-64 t	0-14 m/min
	64-110 t	0-9 m/min
Trolley	0-50 t	0-60 m/min
	50-110 t	0-30 m/min
Hoist	0-110 t	0-0.4 rpm
	0-110 t	N/A
Power	3 x 600 V 60 Hz	CONTROL VOLTAGE 24 VDC - 220 VAC

KRIST: 140829 JL	PROJ	KRANTYPE	STR.	SAML. TEGN
TEGN: 140829 JL				
CDOK: 140829 JL				
ERSTATTE:	SKALA: 1:300	OVERF. / REAL	OVERFLADE-BEHANDLING:	MATR.:
ERSTATTE:	TOTALVEGT:	kg	ANT. TEGNING: 2 / 8	ANT. STYKL:
OPRINDELSE:	TRANSPORTMAL:	m <sup>2</sup>	TITEL:	
<b>KRÖLL CRANES A/S</b> NOBOKRAMELJ 2 3500 LYNGE DENMARK PHONE: +45 48 187400 FAX: +45 48 188807 www.kröllcranes.com				K4000-85 TC1 TEGN. NR. C1-00.00090800-05