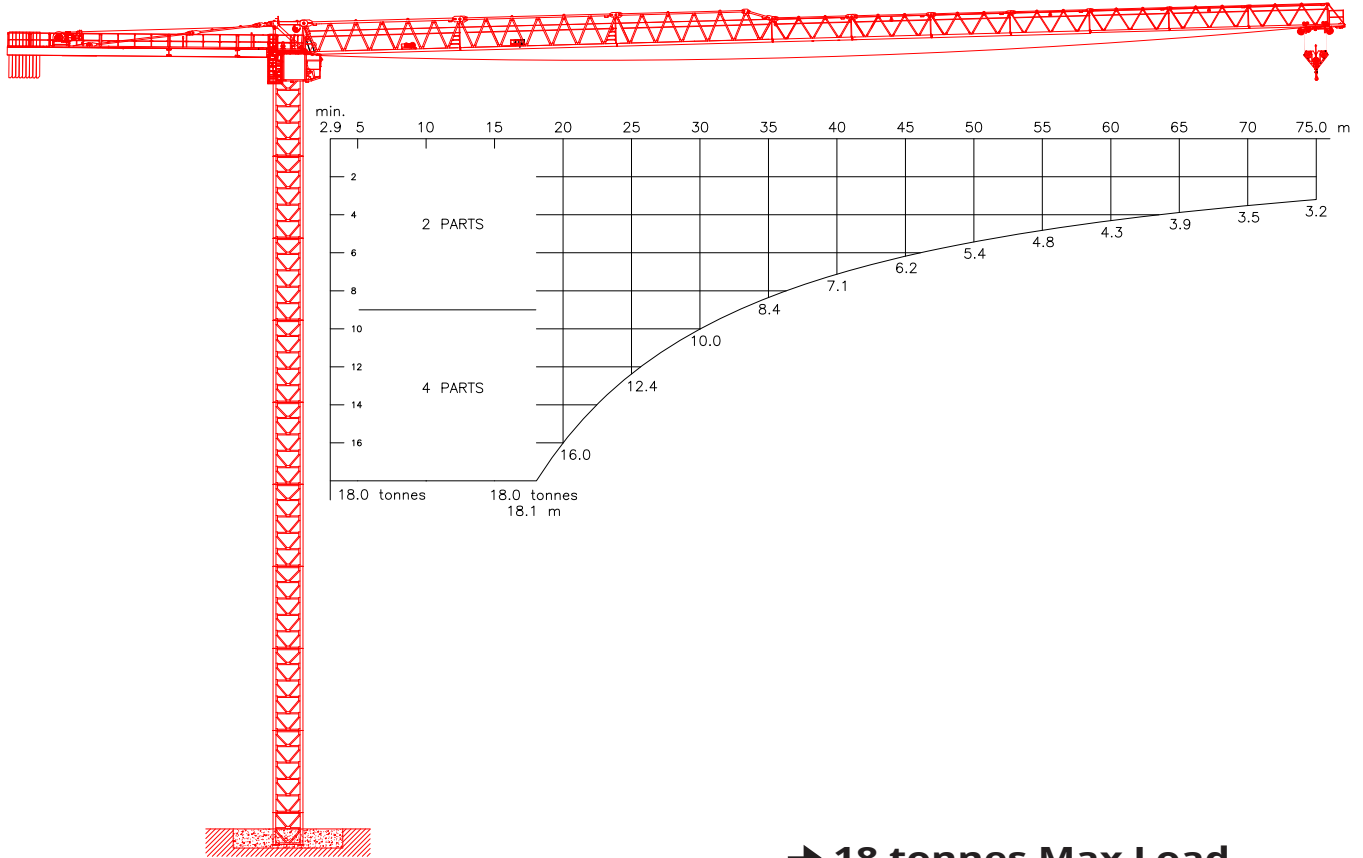




KROLL CRANES



→ 18 tonnes Max Load

F.E.M 1.001-HC1/A3/E3



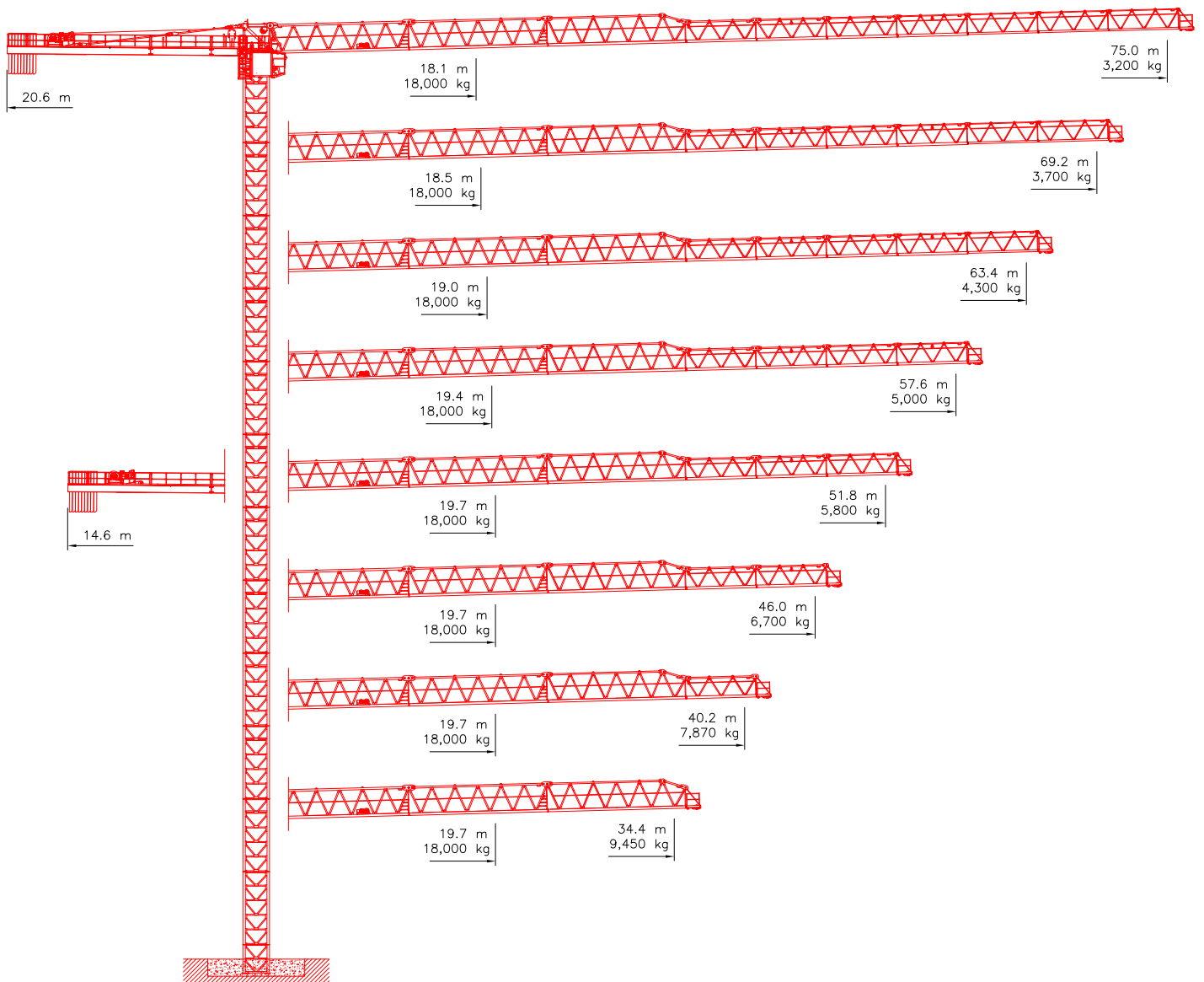
FLAT TOP TOWER CRANE

K330F

18 tonnes Max

Courtesy of Crane.Market








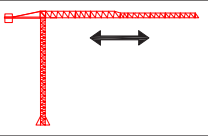


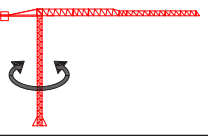


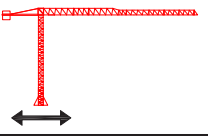
JIB CONFIGURATIONS






LOAD CHARTS

Radius	Jib Length															
	75.0 m		69.2 m		63.4 m		57.6 m		51.8 m		46.0 m		40.2 m		34.4 m	
	4 parts	2 parts	4 parts	2 parts	4 parts	2 parts	4 parts	2 parts	4 parts	2 parts	4 parts	2 parts	4 parts	2 parts	4 parts	2 parts
[m]	[kg]	[kg]	[kg]	[kg]	[kg]	[kg]	[kg]	[kg]	[kg]	[kg]	[kg]	[kg]	[kg]	[kg]	[kg]	[kg]
18.0	18,000	9,000	18,000	9,000	18,000	9,000	18,000	9,000	18,000	9,000	18,000	9,000	18,000	9,000	18,000	9,000
19.0	16,980	9,000	17,480	9,000	18,000	9,000	18,000	9,000	18,000	9,000	18,000	9,000	18,000	9,000	18,000	9,000
20.0	16,000	9,000	16,480	9,000	16,970	9,000	17,390	9,000	17,650	9,000	17,650	9,000	17,640	9,000	17,640	9,000
21.0	15,130	9,000	15,580	9,000	16,050	9,000	16,450	9,000	16,690	9,000	16,690	9,000	16,690	9,000	16,690	9,000
22.0	14,340	9,000	14,770	9,000	15,210	9,000	15,590	9,000	15,820	9,000	15,820	9,000	15,820	9,000	15,820	9,000
23.0	13,620	9,000	14,030	9,000	14,460	9,000	14,820	9,000	15,040	9,000	15,040	9,000	15,040	9,000	15,040	9,000
24.0	12,970	9,000	13,360	9,000	13,770	9,000	14,110	9,000	14,320	9,000	14,320	9,000	14,320	9,000	14,320	9,000
25.0	12,370	9,000	12,750	9,000	13,140	9,000	13,470	9,000	13,670	9,000	13,670	9,000	13,670	9,000	13,670	9,000
26.0	11,820	9,000	12,180	9,000	12,560	9,000	12,870	9,000	13,070	9,000	13,070	9,000	13,070	9,000	13,070	9,000
27.0	11,320	9,000	11,660	9,000	12,020	9,000	12,330	9,000	12,510	9,000	12,510	9,000	12,510	9,000	12,510	9,000
28.0	10,850	9,000	11,180	9,000	11,530	9,000	11,820	9,000	12,000	9,000	12,000	9,000	12,000	9,000	12,000	9,000
29.0	10,420	9,000	10,740	9,000	11,070	9,000	11,350	9,000	11,520	9,000	11,520	9,000	11,520	9,000	11,520	9,000
30.0	10,010	9,000	10,320	9,000	10,640	9,000	10,920	9,000	11,080	9,000	11,080	9,000	11,080	9,000	11,080	9,000
31.0	9,640	9,000	9,930	9,000	10,240	9,000	10,510	9,000	10,670	9,000	10,670	9,000	10,670	9,000	10,670	9,000
32.0	9,280	9,000	9,570	9,000	9,870	9,000	10,130	9,000	10,280	9,000	10,280	9,000	10,280	9,000	10,280	9,000
33.0	8,960	8,960	9,230	9,000	9,520	9,000	9,770	9,000	9,920	9,000	9,920	9,000	9,920	9,000	9,920	9,000
34.0	8,650	8,650	8,920	8,920	9,200	9,000	9,440	9,000	9,580	9,000	9,580	9,000	9,580	9,000	9,580	9,000
34.4	8,530	8,530	8,790	8,790	9,070	9,000	9,310	9,000	9,450	9,000	9,450	9,000	9,450	9,000	9,450	9,000
35.0	8,350	8,350	8,620	8,620	8,890	8,890	9,120	9,000	9,270	9,000	9,260	9,000	9,260	9,000	9,260	9,000
36.0	8,080	8,080	8,330	8,330	8,600	8,600	8,830	8,830	8,960	8,960	8,960	8,960	8,960	8,960	8,960	8,960
37.0	7,820	7,820	8,070	8,070	8,330	8,330	8,550	8,550	8,680	8,680	8,680	8,680	8,680	8,680	8,680	8,680
38.0	7,580	7,580	7,820	7,820	8,070	8,070	8,280	8,280	8,410	8,410	8,410	8,410	8,410	8,410	8,410	8,410
39.0	7,350	7,350	7,580	7,580	7,820	7,820	8,030	8,030	8,160	8,160	8,160	8,160	8,160	8,160	8,160	8,160
40.0	7,130	7,130	7,350	7,350	7,590	7,590	7,800	7,800	7,920	7,920	7,920	7,920	7,920	7,920	7,920	7,920
40.2	7,080	7,080	7,310	7,310	7,550	7,550	7,750	7,750	7,870	7,870	7,870	7,870	7,870	7,870	7,870	7,870
41.0	6,920	6,920	7,140	7,140	7,370	7,370	7,570	7,570	7,690	7,690	7,690	7,690	7,690	7,690	7,690	7,690
42.0	6,720	6,720	6,940	6,940	7,160	7,160	7,360	7,360	7,470	7,470	7,470	7,470	7,470	7,470	7,470	7,470
43.0	6,530	6,530	6,740	6,740	6,960	6,960	7,150	7,150	7,270	7,270	7,260	7,260	7,260	7,260	7,260	7,260
44.0	6,350	6,350	6,560	6,560	6,770	6,770	6,960	6,960	7,070	7,070	7,070	7,070	7,070	7,070	7,070	7,070
45.0	6,180	6,180	6,380	6,380	6,590	6,590	6,770	6,770	6,880	6,880	6,880	6,880	6,880	6,880	6,880	6,880
46.0	6,020	6,020	6,210	6,210	6,420	6,420	6,590	6,590	6,700	6,700	6,700	6,700	6,700	6,700	6,700	6,700
47.0	5,860	5,860	6,050	6,050	6,250	6,250	6,420	6,420	6,530	6,530						
48.0	5,710	5,710	5,900	5,900	6,090	6,090	6,260	6,260	6,370	6,370						
49.0	5,570	5,570	5,750	5,750	5,940	5,940	6,110	6,110	6,210	6,210						
50.0	5,430	5,430	5,610	5,610	5,800	5,800	5,960	5,960	6,060	6,060						
51.0	5,300	5,300	5,470	5,470	5,660	5,660	5,820	5,820	5,910	5,910						
51.8	5,190	5,190	5,370	5,370	5,550	5,550	5,710	5,710	5,800	5,800						
52.0	5,170	5,170	5,340	5,340	5,520	5,520	5,680	5,680								
53.0	5,050	5,050	5,220	5,220	5,390	5,390	5,550	5,550								
54.0	4,930	4,930	5,100	5,100	5,270	5,270	5,420	5,420								
55.0	4,820	4,820	4,980	4,980	5,150	5,150	5,300	5,300								
56.0	4,710	4,710	4,870	4,870	5,040	5,040	5,180	5,180								
57.0	4,600	4,600	4,760	4,760	4,930	4,930	5,070	5,070								
57.6	4,540	4,540	4,700	4,700	4,860	4,860	5,000	5,000								
58.0	4,500	4,500	4,660	4,660	4,820	4,820										
59.0	4,400	4,400	4,560	4,560	4,710	4,710										
60.0	4,310	4,310	4,460	4,460	4,620	4,620										
61.0	4,220	4,220	4,360	4,360	4,520	4,520										
62.0	4,130	4,130	4,270	4,270	4,430	4,430										
63.0	4,040	4,040	4,190	4,190	4,340	4,340										
63.4	4,010	4,010	4,150	4,150	4,300	4,300										
64.0	3,960	3,960	4,100	4,100												
65.0	3,880	3,880	4,020	4,020												
66.0	3,800	3,800	3,940	3,940												
67.0	3,730	3,730	3,860	3,860												
68.0	3,660	3,660	3,790	3,790												
69.0	3,580	3,580	3,710	3,710												
69.2	3,570	3,570	3,700	3,700												
70.0	3,520	3,520														
71.0	3,450	3,450														
72.0	3,380	3,380														
73.0	3,320	3,320														
74.0	3,260	3,260														
75.0	3,200	3,200														

HOIST WINCH MOTOR 55 kW	2-PARTS 		4-PARTS 		
		Load 0 - 1.0 t 1.0 - 3.5 t 3.5 - 9.0 t	Max. Speed 128 m/min 72 m/min 32 m/min	Load 0 - 2.0 t 2.0 - 7.0 t 7.0 - 18.0 t	Max. Speed 64 m/min 36 m/min 16 m/min
	HOIST DRUM			HOIST WIRE	
	CAPACITY 430 m / 6 Layers			Diameter 18 mm	Safety Factor 5
	TROLLEY WINCH			TROLLEY DRUM	
	MOTOR 7 kW			CAPACITY 75 m / 1 Layer	
TROLLEY SPEEDS			TROLLEY WIRE		
	0 - 18 t	0 - 70 m/min	Diameter 9 mm	Safety Factor 6	MBL 65 kN
	SLEW DRIVE			POWER	
	Motor 2 x 7 kW			SUPPLY 400 - 480 V, 50/60 Hz	
SLEW SPEEDS			Consumption 100 kVA	Main Fuse 100 A	
	0 - 18 t	0 - 0.6 rpm	Recommended Generator Size 250 kVA		
	UNDERCARRIAGE			SUPPLY CABLE	
	Motor 4 x 7 kW			Cable Length 0 - 175 m 175 - 250 m	Cable Type 4 x 25 mm ² 4 x 35 mm ²
TRAVEL SPEEDS					
	0 - 18 t	0 - 25 m/min			
All motion controls are completely stepless ensuring smooth and jerk-free operation. Creeping speed down to 0.5% of maximum speed.			All specifications shown in the tables are for the standard version of K330F. For special requirements regarding load charts or drive speeds, please contact Krøll Cranes A/S.		



KRØLL CRANES A/S
Nordkranvej 2
DK-3540 Lyngø
Denmark

Tel: +45 48 18 74 00
Mail: info@krollcranes.dk
Web: www.krollcranes.dk



**FAELLE
FAVCO**

THE MUHIBBAH GROUP 