THIS DRAWING IS THE PROPERTY OF KRØLL CRANES A/S AND MAY NOT BE REPRODUCED IN WHOLE OR PART WITHOUT PERMISSION.

K5000

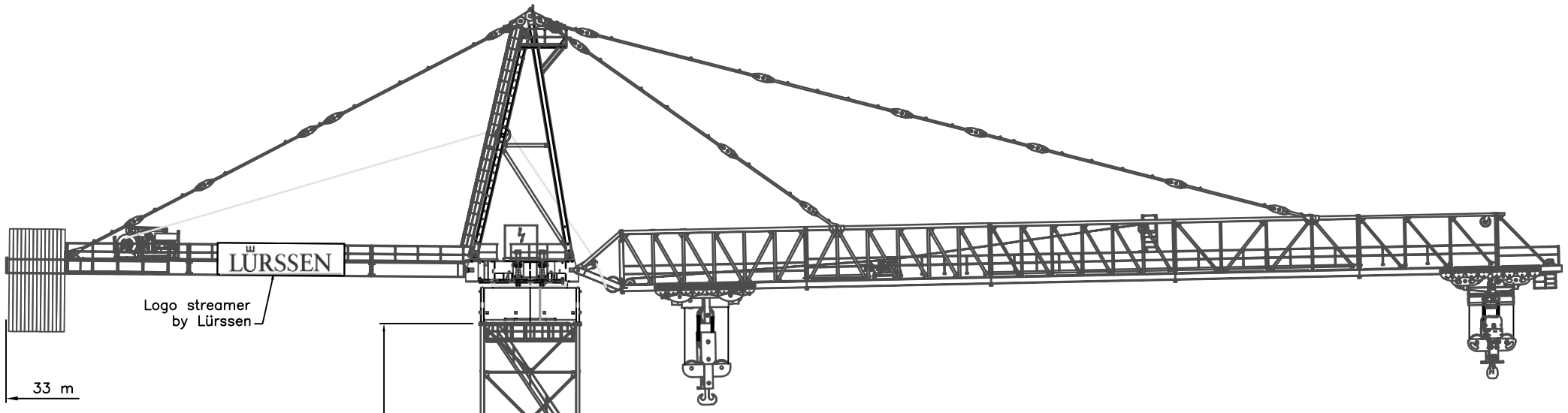

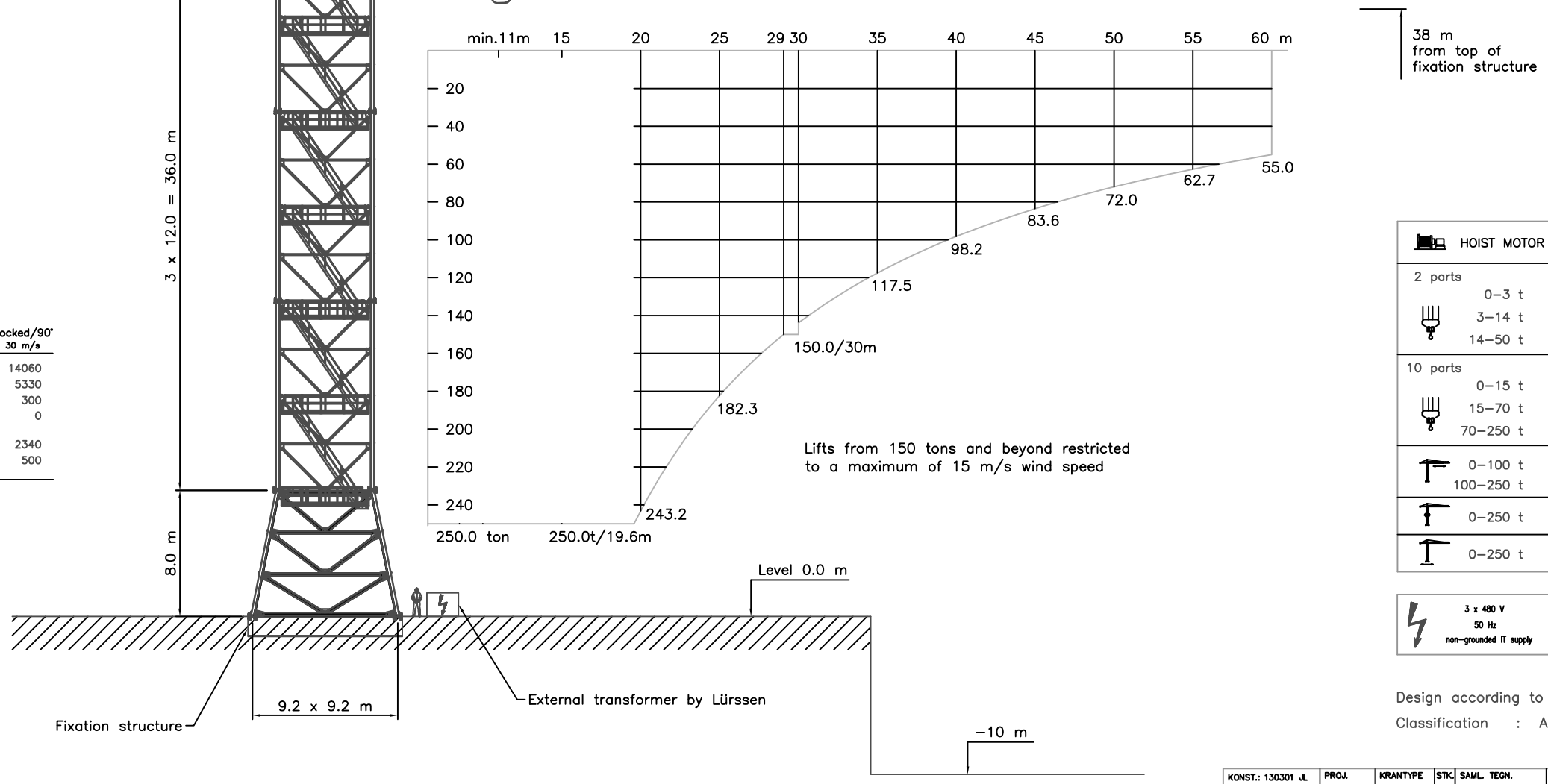

BASE FORCES

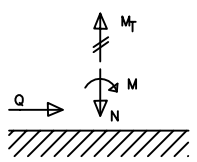

38 m height under hook

Wind speed	IN SERVICE 250 t 15 m/s	IN SERVICE tipload 20 m/s	OUT OF SERVICE weathervane 50 m/s	OUT OF SERVICE locked/0° 30 m/s	OUT OF SERVICE locked/90° 30 m/s
M (kNm)	45300	36720	−12170	34000	14060
N (kN)	8300	6060	5330	5330	5330
Q (kN)	190	140	410	150	300
M_T (kNm)	2550	2550	0	0	0
Corner compression (kN)	5560	4260	3300	3880	2340
Corner tension (kN)	1410	1380	770	1360	500

PERFORMANCE

HOIST MOTOR :	200 kW
2 parts	
0–3 t	0–80 m/min
3–14 t	0–50 m/min
14–50 t	0–20 m/min
10 parts	
0–15 t	0–16 m/min
15–70 t	0–10 m/min
70–250 t	0–4 m/min
0–100 t	0–30 m/min
100–250 t	0–15 m/min
0–250 t	0–0.4 rpm
0–250 t	N/A

3 x 480 V 50 Hz non-grounded IT supply	CONTROL VOLTAGE 24 VDC – 220 VAC

Design according to F.E.M, 3rd Edition
Classification : A3

KONST.: 130301 JL	PROJ.	KRANTYPE	STK.	SAML. TEGN.	
TEGN. : 130301 JL					
GODK. : 130301 JL					
ERSTATTER:	SKALA: 1:175	OVERF. AREAL: m²	OVERFLADE-BEHANDLING:	MATR.:	DIM.:
ERSTATTET AF:	TOTALVÆGT: kg		ANT. TEGNING.:	ANT. STYKL.:	
OPRINDELSE:	TRANSPORTMÅL: m³		TITEL: K5000 Initial erection		

KRØLL CRANES A/S
NORDKRANVEJ 2 3540 LYNGE DENMARK
PHONE: +45 48 187400 FAX: +45 48 188807
www.krollcranes.com

TEGN. NR. C1–00.00090829–08

Courtesy of Crane Market