



MC305CB-3

Fully Electric Powered Mini Crawler Crane



Light Weight & Low Noise
4 Parts / 2 Parts Hook Block
New LCD Monitor

Lithium-ion Battery
High Capacity Battery With Long Life
Minimal Charging Time
Continuous Operation While Charging



Zero Emissions

Crane Capacity

6560lb x 8.0ft
(2.98t x 2.5m)

Max Working Radius

39.8ft x 570lb
(12.16m x 0.26t)

Max Lifting Height

41.0ft
(12.52m)



Optional Searcher Hooks 1870lb / 3300lb (850kg / 1500kg)

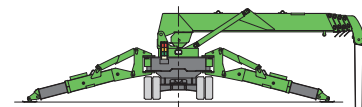
Model		MC305CRMB-3US	
Crane capacity		6560lb x 8.0ft (2.98t x 2.5m)	
Max working radius		39.8ft x 570lb (12.16m x 0.26t)	
Max lifting height (on the ground)		41.0ft (12.52m)	
Max lifting height (underground)		-52.7ft (-16.09m) (4 parts of line)	
Winch system	Hook speed	44.3ft/min (13.5m/min) (4 layers, 4 parts of line)	
	Hoist wire rope	IWRC 6 x WS(26) ϕ 0.31inch x 239.5ft (8mm x 73m)	
Telescoping system	Type	Fully automatic 5-section pentagonal telescopic boom	
	Boom length	12.1ft - 41.0ft (3.695m - 12.485m)	
	Boom telescoping stroke / time	28.8ft (8.79m) / 26sec, [28.8ft / 39.6sec]	
Boom hoist system	Hoist angle / time	0 to 80deg/14.5sec [0 to 80deg/19.9sec]	
Swinging system	Swing angle / time	360deg/2.4rpm [360deg/1.6rpm]	
Outrigger system	Type	Extended Hydraulic cylinder direct acting Setting up Hydraulic cylinder direct acting	
	Max. extended width (between outside of OR adapters)	(Lateral)17'0" x (Front)15'6" x (Rear)15'10" (5,170mm x 4,808mm x 4,704mm)	
Travel system	Type	Hydraulic motor driven , stepless speed changer	
	Travel speed	0 - 0.87mile/h (0 - 1.4km/h)	
	Gradability	23deg	
	Crawler ground length x width	5.74ft x 0.98ft (1750mm x 300mm)	
Battery system	Type	Lithium Titanate Battery	
	5-hour rate capacity	DC 55V - 180Ah, 13.4hph (10.0Kwh)	
	Input Voltage/ current	Single-phase 100 V/15A, 200 V/16A	
	Charging time	with AC-230V	80%:3h00min / 100%:4h30min
		with AC-115V	80%:8h15min / 100%:10h30min
	Operating time	Travelling (Hi speed)	Up to 2h50min
		Crane	Up to a full working day if charged during operation
Charging during operation	Available		
Rated Output	10.06hp SAE / 2500RPM (7.5kW AC 30V/2500min ⁻¹)		
Remote control system	Type	Cable remote controller	
	Micro/High speed mode	Available	
	Load display for transmitter	Available	
	Outrigger operation	Available	
	Voice	Available	
Overall length x width x height	13.76ft x 4.20ft x 6.43ft (4195mm x 1280mm x 1950mm)		
Machine weight	8655lb (3925kg)		
Safety device	Anti two block, Load indicator, Hydraulic safety valve, Level, Machine body inclination alarm, EMO switch, Travel lock lever, Outrigger interlock device, Moment limiter, Rotary lamp, Protection roll bar		
Options	Black rubber track, Single part hook, Searcher hooks		

Rated Total Load Chart (4 Parts)

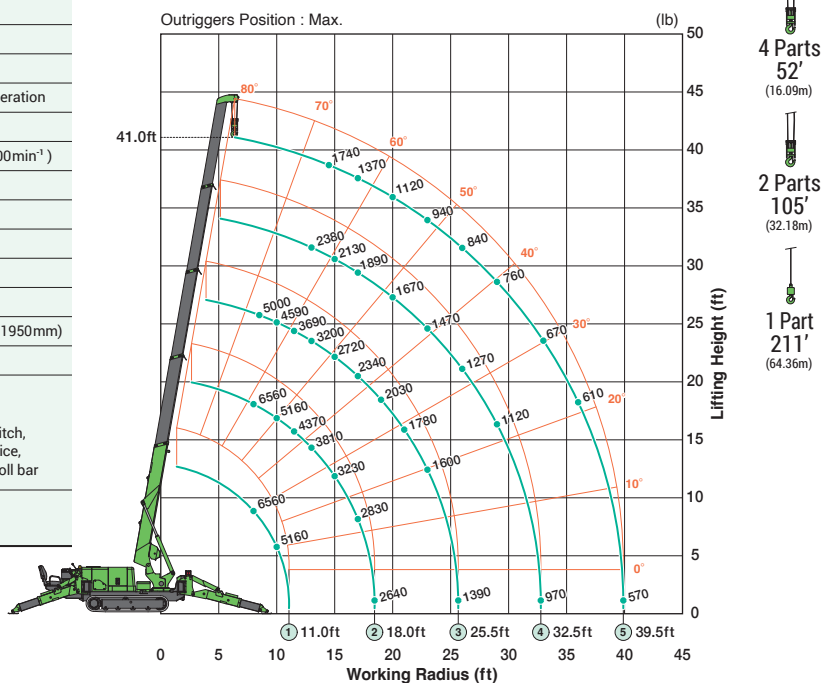
MAXIMUM Outriggers, 4 Parts Line					
Boom Length Radius (Ft.)	12.1Ft. Load (Lbs.)	12.2 - 19.5 Ft. Load (Lbs.)	19.6 - 26.7 Ft. Load (Lbs.)	26.8 - 33.8 Ft. Load (Lbs.)	33.9 - 41.0 Ft. Load (Lbs.)
8.0	6560	6560			
8.5	6280	6280	5000		
10.0	5160	5160	4590		
11.5		4370	3690		
13.0		3810	3200	2380	
14.5		3350	2830	2200	1740
15.0		3230	2720	2130	1690
17.0		2830	2340	1890	1370
18.0		2640	2180	1790	1270
19.0			2030	1730	1190
20.0			1890	1670	1120
21.0			1780	1610	1050
23.0			1600	1470	940
25.5			1390	1300	850
26.0				1270	840
29.0				1120	760
32.5				970	680
33.0					670
36.0					610
39.5					570

* The Rated Total Load Chart is based on actual working radius with the bending of boom attributable to load reflected and is shown with the mass of hook (66lb) included.

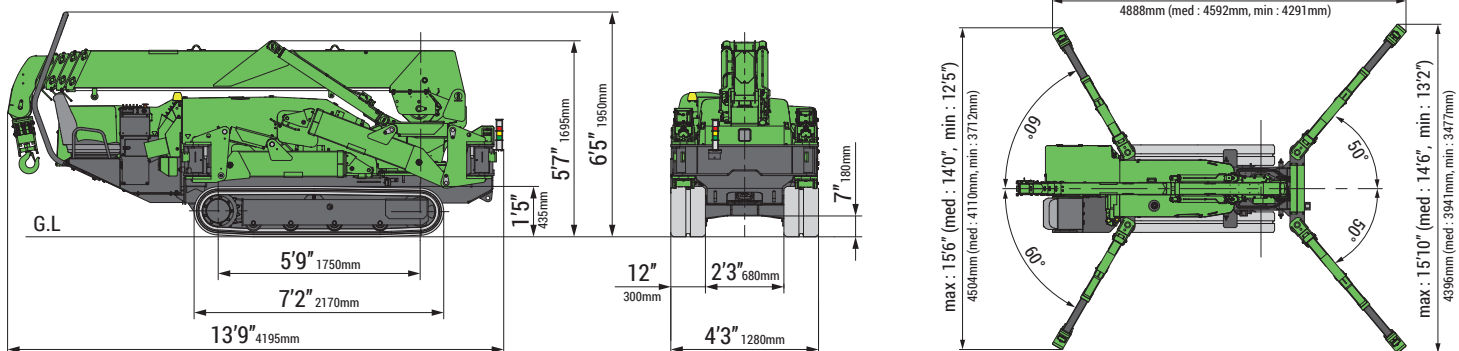
MAX Reach Below Grade



Working Range Chart (4 Parts)



Dimensions



ASME B 30.5 compliant

